

PLAN AHEAD

Confirm



Check Weather



No Pets

Report Your Cleanup Results

Thank you for being part of the solution to end littering in Tennessee!



How do I receive my patch?

Once you have completed a cleanup and submitted the cleanup report form, you will receive a confirmation email.

Present this email when picking up your patches at the Nashville Scout Shop:
3414 Hillsboro Pike, Nashville, TN 37215

To order ahead, email scoutshop@mtcbsa.org




Cleanup Orientation



PLAN AHEAD

What to Wear

Protective Clothing, Bright Colors



What to Bring




AT THE EVENT

When you get there:

Check in with organizers and attend safety tailgate meeting



Get supplies



Learn where to:

- Reach a team leader
- Pick up litter
- Not trespass
- Put collected items
- Park/carpool



Litter Pickup Safety

Work with 5 Scouts per leader



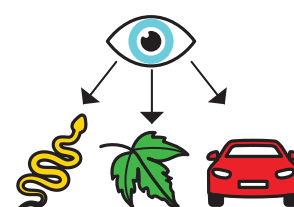
No earbuds or headphones



Use common sense about lifting heavy objects. Get help!



Carefully handle sharp objects, aerosol cans, and chemical containers



Be aware of your surroundings. Watch for:

- Snakes, wasps and other pests in debris piles
- Poison ivy & oak, unstable rocks, thorns, brambles
- Broken glass
- Oncoming vehicles

PICKING UP LITTER

Do not pick up litter:

On bridges, in tunnels, medians, overpasses or directly on roads



Notify your coordinator:

- Toxins, poison, explosives, harmful or corrosive materials
- Human or medical waste
- Drug or drug waste
- Weapons
- Cannot identify
- Worried about safety



PUT IN BAGS

- Paper
- Cardboard
- Plastic
- Styrofoam
- Wood
- Rubber
- Glass
- Metal
- Empty bottles, cans and cups (Do not remove lids or empty liquids)

DO NOT PUT IN BAGS

Items that are:

- Large
- Heavy
- Sharp
- Dead animals
- Drum-like containers

WHEN IN DOUBT, LEAVE IT OUT.

When You're Done

